

the voice

Google Now



Google Now

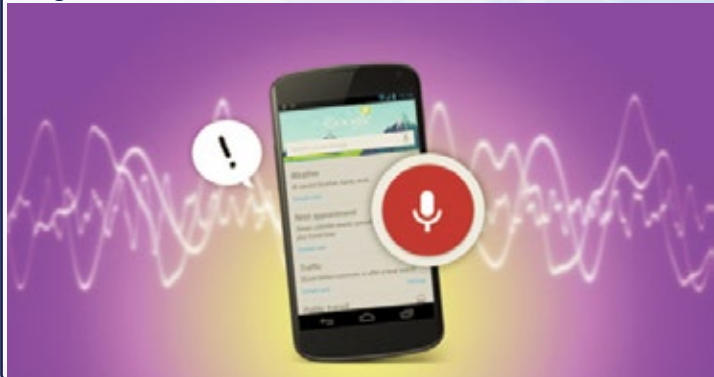
An Intelligent Personal Assistant

Most of us have come to rely pretty heavily on Google's incredibly convenient services, like their search engine, Gmail, Maps, and more to get answers, access world information, and dig deeper on topics of interest through voice searches. Their mobile app Google Now was relaunched to offer more information packed into what they call 'cards' which automatically get updated through our search history. Google Now is so vast that all its features are still unknown to many users. Here's a look into how Google Now can be your next favorite personal assistant.

Google Now is Google's smart assistant that integrates with their other services to provide useful and relevant information on topics of your interest. It recognizes users frequent actions to display relevant information in the form of cards. To enhance the efficacy of its search engine results, Google uses 'Knowledge Graph' database which stores data containing keywords people repeatedly search for on internet. The tech giant has applied neural network techniques at a basic level for understanding and interpreting the basic sounds of speech and through the Knowledge Graph database, the company is trying to let the software understand user demands.

Google Now analyzes all the data they gather from users in order to provide accurate and relevant information back to the user. Using the Passive Stage method to gather information, Google learns about its users from their search history and from their own Google Mobile Services consisting of two modules - Google Location Services and Google Play Services. Through apps that run on these services, Google learns more about you and by doing so, can instantly provide you information like the weather in the city that you're in, the traffic in your area, and more.

In a nutshell, Google Now is a smarter technology and is more useful if a user uses correct voice prompts. As the world and our interests change, Google Now will continue to grow and evolve along with us.




THE VOICE is monthly newsletter published by the management of Skylite Network Private limited. This brings informational and educational material for our employees, friends and families. It serves the purpose of employee development and communication. Skylite Network Private limited maintains its headquarter in Silicon Valley (Milpitas, California) with satellite office Rabwah, Accra and Lagos. For questions and comments.

5 Quick Ways

To Make Your Android Run Faster

While you start using Android phone it works very smoothly and quickly responds every time. However, it starts showing its age as it grows older by slowing down operation. Before you think about buying a new and fast running Android phone, you must try these quick tricks to see if it solves performance issues.



Maximize Storage Space:

There is a file management app named 'Files GO' by Google that helps clean the clutter that takes up storage. Installing lite versions of apps will also consume less storage space. Social media apps like Twitter and Facebook have introduced lightweight versions for this purpose, as well as Facebook Messenger, Skype, and Youtube.

Do Not Use Battery Optimizer:

Avoid battery optimizers since they do nothing but clean data and remove apps running in background. If you observe that apps take long time to load you can remove the apps running background. There is no need to install battery optimizer.

Turn Off Bluetooth:

Radios affect battery life of the phone. When you are not using Bluetooth, you should turn it off. Turning off Bluetooth also helps improve battery performance and can make your phone run faster.

Disable Ambient Display:

Ambient Display, also known as glanceable display, is made to show quick view of the notifications without opening that particular app. Turning the ambient display mode off can help phone to respond faster. You will no longer have to wait for apps to be loaded if you have turned off the ambient display.

Use Stationary Wallpaper:

Live wallpapers cause trouble in opening up apps and makes the phone slower. Use stationary wallpapers if you want your phone to run fast.



In The Making

CES 2018

Inside the Massive Tech Fest in Las Vegas

CES, the grand showcase of the latest consumer electronics, kicked-off in Las Vegas Convention Centre to show manufacturers, pioneering thinkers, and tech enthusiasts, a glimpse of what will shortly be on store shelves. Truly, CES serves as a global stage for innovators and software companies to show off their latest efforts to marketplace. Every year, we focus in on the top innovations that were displayed at CES, from TVs and laptops to cars, robots, smart home technologies, and more. Here are some of this year's most noteworthy innovations:

Everything at CES revolves around overwhelmingly large screens. This year's TVs offer the full story inside the tech world as TVs are now untraditional; they are more like smart home hubs, and powerful workstations too. The most interesting announcement of this year came from Samsung as they unveiled the world's first 146-inch modular MicroLED TV, dubbed **'The Wall.'** The Wall's bezel-less modular design facilitates consumers to shape their TV screens to whatever size they see fit with possible range to reach over 100 inches while also delivering incredible brightness. The Wall uses new MicroLED screen technology that will soon be used for smartphones and tablets. The self-emitting display technology, MicroLED, is smaller as well as more efficient than current LEDs and uses their own source of light, thus, setting up the standard for future screen technologies. MicroLED displays have many microscopic LEDs that offer ultra-low black levels with higher peak brightness than OLED.

San Francisco-based gaming company, Razer amused the attendees with its latest **'Project Linda'** concept that uses Razor's smartphone as its main component. An ultraportable laptop design, Razer's Project Linda is powered by Razer Phone with the docked phone functioning as an intelligent touchpad. The display and dual front-firing speakers of Razer Phone in association with Project Linda's large display and battery offers the effective mobile hybrid system for gaming, entertainment, and creativity. Project Linda also has a built-in power bank in it to charge the Razer Phone while docked. Likewise, 200 GB of internal storage allows it to store local applications, games, media, and offline phone backups.

CES 2018 showcased visions of future technologies that we could only dream of. Over the coming decade, we will see plenty of more common household items have their major AI upgrade and CES will always be the first place to showcase it.



Tips to Setting up

Your New Devices

Have you got a new device and are stumbling around trying to set it up? You should not worry, here is a complete guide to starting up your new devices.

iPhones really appear to be a glamorous a newbie, but Apple has easy ways for the iPhone on for the first time, the Setup that, you can configure your settings. to set up Siri -- Apple's voice assistant. The any time. Just visit Settings and make your For those just starting up, **Amazon Echo** is you have to charge it up and then put it in your Wi-Fi network through the Echo app itself guide you to configure the rest.

To start up **Google Home** is a really easy process as the device offers a "tour" through the setup process. Once you turn it on, it will let you connect to the Wi-Fi network, set your default language, and at the end it will have you sign into your Google account to offer you a more personal use for the Google Home.

Just like the Google Home, the **Chromebook** will have you connect to a Wi-Fi network, set your preferred language, sign into your Google account, and then have you choose a profile icon or picture. After that, you can install apps from the Chrome Web Store.

To conclude it all up, it can be said that some latest devices out there in the market are easy to get acquainted with, but others are difficult to get used to. Whenever someone buys a new device, worry floods their mind about how to set it up for the first time. You are not to worry anymore. Many tips are available online that can guide you through the entire process and will help you get familiar to the device.



thing, but it may sometimes be a little tricky for users to start it up. When you switch your new Assistant pops up to welcome you. Just by using Furthermore, an option will also be there so as good news is that you can change these settings desired changes.

really a very easy thing to set up initially. Simply, the right spot and after that just connect it to on your smartphone/tablet. After that, it will

An In-Depth Look Into


The Impacts of Social Media on Society



Social media allows uninterrupted flow of thoughts, emotions, and information. It also allows users to engage in open-ended conversations associated with a social, moral, cultural, or political issue. Social media inculcates the feelings of true and spontaneous gestures and courtesies in a flawless mode to appease the opponent or strengthen already existing relationships. Social media has reshaped the vast earth into a global village. But being easy to use and easily accessible, social media is not short of limitations, drawbacks, and negativities. Social media is the most powerful tool for gaining public attention and building opinions which are being exploited for personal gains.

Too much penetration into social media apps for public attention makes one vulnerable to psychological problems. An addicted social media user builds an unreal, superficial image which can lead to depressions, anxiety, and other mental disorders. Being acknowledged with applause and appreciation is the only desire a user longs for when publishing a certain post on social media. An individual feels insulted and annoyed when responded with negative criticism and feedback. A user also gets roughed up emotionally when their post doesn't get instant responses or enough likes and comments. This shatters the false self-imagery created and designed at the back end of the users mind leading to anxieties, phobias, and social isolation.

Anonymous users play with the emotions and feelings of their social media peers which can force the victim into criminal and terrorist activities. Emotionally weak people are main targets of cyber terrorists as their thoughts can be easily streamlined towards radicalization. Fake or stolen identities are used to develop relations and befriend strangers online. Once the real user comes to know he has been betrayed and deceived, he gives up his thoughts, emotions, and, potentially, his life for rebellious fights. More than 20-35% people, especially adolescents, are a victim of social media bullying after being catfished. Socially humiliated people find no way out other than being engaged in terrorist activities in an attempt to overcome dejection and humiliation. 'Lone-wolf terrorism' is a term coined in the recent years for online recruitment of youngsters for terrorist activities. Social media is reshaping mindsets, thoughts, and emotions of individuals and nations both in positive and negative ways. Social media allows us a healthy source of information, but its abuse is paving ways for a political and cultural divide, thus, promoting terrorism in many ways.



5 Unfamiliar

Technology Hacks

Technology has surpassed our imagination in bringing an ever-increasing ease to us. However, due to our ignorance, we remain unaware of



several remarkable features of our gadgets. A few simple tech hacks can help us make the best of them.

1. Out of Wi-Fi, Go for Mobile Hotspot

If you are on a journey and have to check for any urgent emails or official record on your laptop but you're out of reach of a Wi-Fi network, there is no need to worry if you have cellular network. Simply go to "Settings" on your cell phone, switch-on data usage, go to "More" and turn on "Tethering/Mobile Hotspot" and connect your device with it. Even a Bluetooth device can share a hotspot in an emergency.

2. Tired of Unnecessary Chatter, Mute Them

Tired of hearing your phone go off when you're receiving messages that you don't care for? Many messaging platforms offer a "Mute Notifications" feature that can ignore any incoming messages from that chat for a specified amount of time. You can easily access those messages when you click on the muted conversation. Similar features are also available on Gmail, Outlook, Twitter, Instagram, and many more platforms.

3. On the Go, Use a Portable Battery Bank

If you're on the move and won't have access to a wall charger for a while, it's handy to have a portable battery bank that's charged and ready to go. That way, you can be assured you're phone is being charged while you're out on some sort of adventure away from a power outlet.

4. Poor Wi-Fi Strength, Go for Simple Amplification

If you're dealing with spotty Wi-Fi signals, despite being in close vicinity of the Wi-Fi router, a simple DIY can help. Cut a piece of a tin-can and place its reflecting surface towards the antenna of your router and see the improved strength in Wi-Fi signals.

5. Charging Taking Too Long, Turn on Airplane Mode

Fed up with the long hours of charging, you can tackle this by putting your cell phone in Airplane mode, which knocks out data-draining and battery consuming features, like data and network connections. Moreover, you can even consider switching off your device as it will also reduce the charging time.

Go ahead and give a try to these simple yet unrecognized tech hacks and get the best for yourself!

We Want to Hear From You!

You can give your feedback here thevoice@skylite.com

Head Office:- 43333 Osgood Road, Fremont, CA 94539 USA. Phone:- 408-934-9349 E-mail:-info@skylite.com

Rabwah Office:- 7/13 Darul Sadar Janubi, Rabwah, 35460, Punjab, Pakistan. E-mail:-thevoice@skylite.com Phone:- +92 47 6213 759